


# I Love Bugs!

Emma Dodd



## Modeling Concepts of Print

- Point out the front cover and back cover of the book. Read the title and the name of the author/illustrator as you track the print.
- Model for children how to turn a page to read the next page. Track the print from left to right as you read each page.
- Explain that words are made up of letters. Point to the first and last letters in a word.

## Table of Contents



**I Love Bugs!** . . . . . 4  
**Fiction**  
by Emma Dodd



**Bugs All Around** . . . . . 28  
**Informational Text:** Science






For Conrad and Imogen  
with all the love in the world

Emma xx



# I Love Bugs!

Emma Dodd



 McGraw-Hill Education



I love all  
bugs....



big

and



small



bugs.




I love springy



jumpy leapy  
bugs



and  
slimy  
crawly  
creepy  
bugs.





I love hard  
spiky spiny bugs  
and pretty spotty  
shiny bugs.



I love fuzzy sunny  
honey bugs

and furry

whirry

funny

bugs.





I love brightly-colored-wing bugs  
and stripy swipecy



sting bugs.





I love whiny-buzzy-  
sound bugs



and glide-across-the-ground  
bugs.





I love  
flouncy



frilly

flutter  
bugs

and silly clitter-clutter  
bugs.



I love fly-around-the-light bugs and curl-up-tight bugs.



Yes, I love all bugs! Hop

and fly and crawl bugs.






But the best bugs  
are hairy  
bugs.

Eight-legged  
scary  
bugs.





The hang-from-the-ceiling bugs . . .

A cartoon illustration of a young boy with curly brown hair, a wide-eyed shocked expression, and a large open mouth. He is wearing a red and yellow striped long-sleeved shirt and purple pants. His arms are raised in the air. The background is dark green with several black hand-shaped shadows cast against it. In the upper left, there are two spiders: one is on a web, and the other is larger and positioned below it. The text "and send-me-squealing bugs!" is written in a bold, black, sans-serif font. A small blue speaker icon is located to the left of the text. The page number "26" is in a white circle at the bottom left, and "27" is in a white circle at the bottom right.

and send-me-  
squealing bugs!



# Bugs All Around

Some bugs look alike.  
Some bugs look very different.  
Some bugs have six legs.  
Some bugs have many more legs.



A ladybug  
has six legs.



A centipede  
has many legs.



Ants work hard.

An ant has six legs.  
Ants like to work together.  
They can build a nest.  
Ants like to live together.





The Monarch butterfly has beautiful wings.

Some bugs have legs and wings.  
A butterfly has colorful wings.  
Sometimes we can see butterflies in flowers.  
Butterflies get food from flowers.

A grasshopper has wings and long legs.  
But it does not fly.  
It hops!  
It snaps its wings to make noise.



A grasshopper  
hops off a leaf.

We can observe bugs to learn  
more about them.  
Bugs do not like to be touched.  
So be careful not to touch any bugs!



## Respond to Reading

Display the Big Book and prompt children to retell the story in their own words.

Ask children:

- Tell about some of the bugs that are described in this book. What do they look like? How do they move?
- What kinds of bugs can hop? What kinds of bugs are pretty and have spots?
- What kinds of bugs do you think might be scary or "send you squealing?"

---

### **About the Author/Illustrator: Emma Dodd**

It is not surprising that Emma Dodd is an author and illustrator. In England, she grew up in a family of artists! She has her own family now, and when she is not writing or illustrating books, they love to surf and walk in all kinds of weather.



McGraw Hill Education

www.mheonline.com

The Butterfly and the Caterpillar

ISBN-13 978-0-321-18641-0

ISBN-10 0-321-18641-0



9 780321 186410