



We believe in  
"Children need the freedom to  
appreciate the infinite resources of  
their hands, their eyes and their ears,  
the resources of FORMS, MATERIALS,  
sounds and COLORS"  
&  
"Children must be taught  
HOW TO THINK not  
WHAT TO THINK

### Inside This Issue

- 1 *How we express our selves (Bride & Groom)*
- 2 *Theme integration*
- 3 *Steps into reading*
- 4 *Sayhat park*
- 5 *Mama my everlasting teacher*
- 6 *Student led conference*
- 7 *Colors of the week*
- 8 *Summative assessment*




### Notes to Parents

Through the unit "How we express ourselves" our children discovered different feelings among themselves and explored different ways of express their feelings with positive attitude.

As a tuning for the unit, we had a surprising activity for our children to record their feelings. A marriage environment was set up in sorts area of the school with two of our staff members dressing up as groom and bride.

Teachers led their students to the area giving gives a sweet surprise and recorded their feelings

Their faces were so expressive, they were active and started to clap and even danced with each other enjoying the music around the place

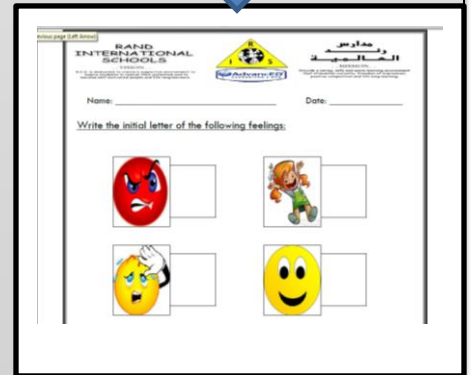



The kids got excited when they saw the staff wearing bride & groom


What we learnt in disciplines for the unit



Recognizing the initial letters and their sounds of the feelings vocab



Using the faces to count the numbers and create patterns



Students had been given the chance to mix two different primary colors to come up with a secondary color, and then they can experience their feelings towards the experiment





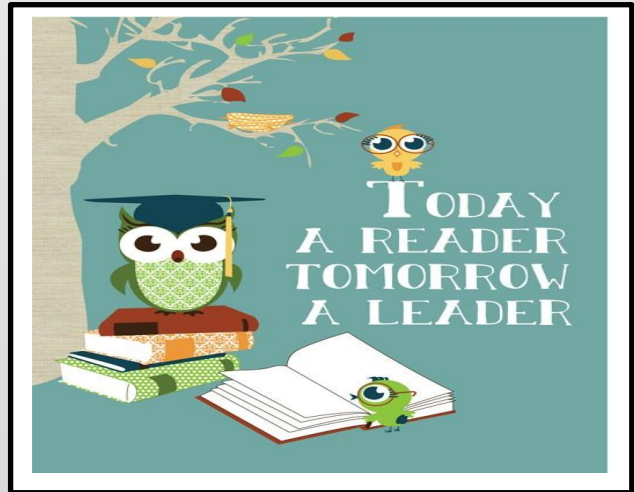
We are working on enabling our children to take their first step into reading. To have our children attain strong foundation skills for reading, we need more school-home connections and more cooperation from parents. Kindly do follow the reading instructions having your child spend at least 10 minutes every day for reading.

## Steps into reading

### Part 2

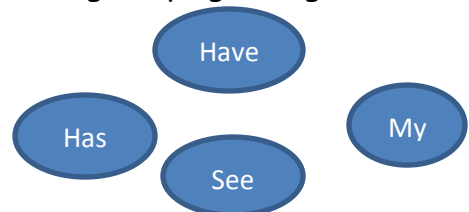
- Every day have your child review recognition of the letters Aa-Zz with their sounds.
- Recognizing the letters' sounds and names of the letters should go at the same time.

We will be sending sight words home every week. Begin having your child recognize the sound of each letter and try to form the word by blending the sounds. Then have your child practice reading the word as many times as she/he gets to read it by sight. Sight words are the words that are frequently in our reading and writing. When your child acquires a sight word that means he does not need to sound out each letter or phoneme in the word.



When he/she sees the word he recognizes what it says and is able to read it automatically. As we grow into adulthood we acquire thousands of sight words. Please help your child to read the following sight words this week.

We will have only 4 words for this theme. Gradually we will increase the sight words as our learning keeps growing.



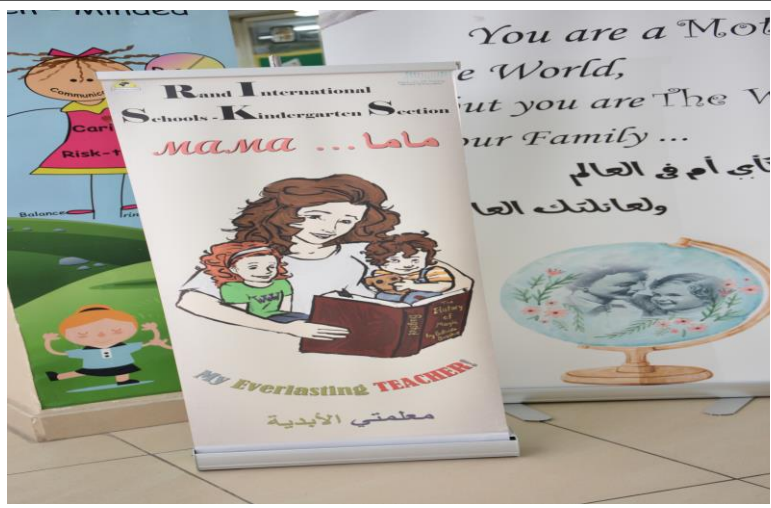
27, February 2017 In cooperation with “Aran cuisine” in Sayhat and other sponsors, Rand International School-KG section had a special intuitive towards Qatif Cancer Foundation to raise awareness among the local community.



Flowers, sincere prayers swept over the place as a stage of our theme (**How we express ourselves**). It was a good chance for them to show their empathy and gratitude for the blessing of health



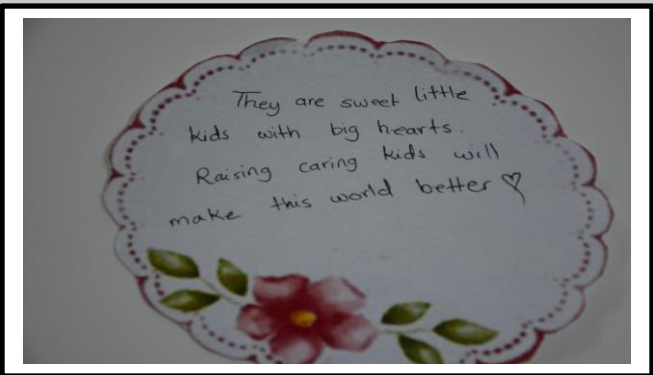
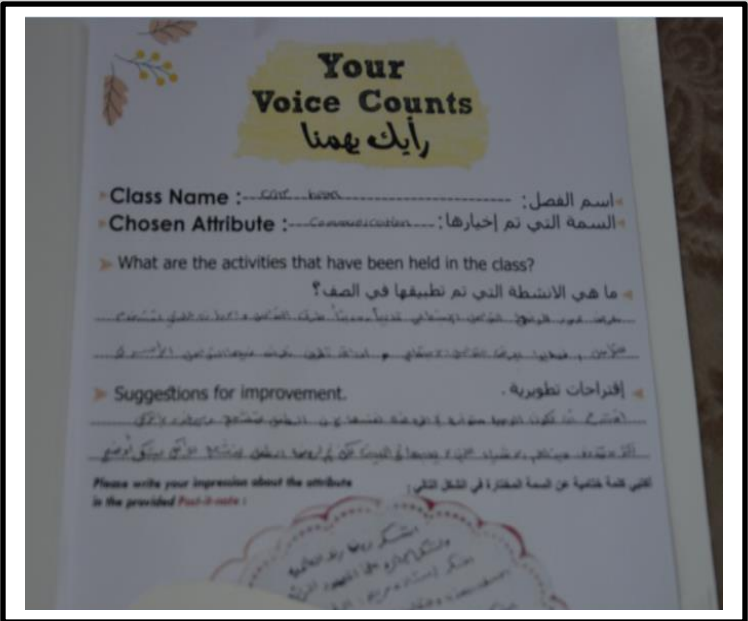




For more implementation of IB attributes, we had an activity for more connections and involvement of homes. We had an event “Mama .... My ever-lasting teacher!” where mothers were asked to be teachers in the class presenting the attributes to the children in the class. Schedules were assigned to mothers with each attributes for effective organization and implementation of the event.



The mothers who had come to the school had really admired the idea and saw a new experience that brought them and the children very closer. The IB Attributes had shown very clearly in the children as they used to apply in their learnings.

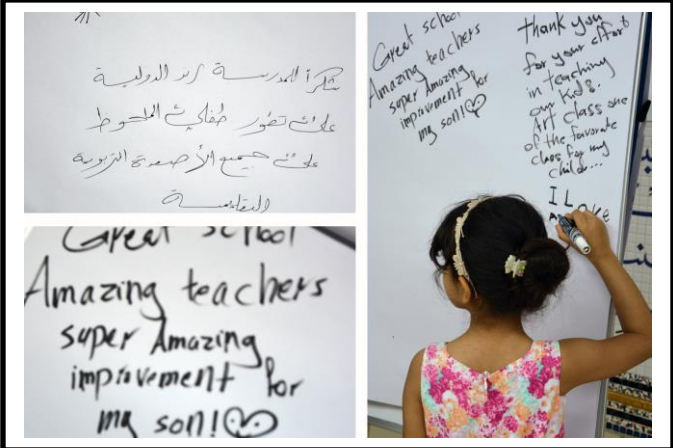




31 March 2017 Student Led Conference  
 The reflection of teaching is shown when students express their learning.



SLCs are the opportunities for students where they take the lead on sharing the examples of their work and take pride of their learning. SLCs create a partnership between the teacher, student and parents to act as a support network in the success of the student learning



Mothers interacted with their children very nicely. Our little angels took their mothers to a tour around the KG section and their classes, and also surprised them with a message filled with innocent feelings. Finally, they shared their thoughts and opinions on the flip chart







# Colors Week

12 March 2017, as a part of the unit “How we express our selves” We had a celebration of colors during two weeks. Black, Yellow, Blue, Red, Purple, Brown, Orange, Green, and Grey. One color was assigned for each day of the week to have the kids come with that particular color. Kids explored different colors in the world in order to let children recognize them and find out which color they liked the most.



Children wearing clothe, any accessory, or brought any kind of fruit or vegetable, with the scheduled color of the day



## Summative Assessment

At the end of the theme we made different corners with different professions so kids could express their feelings towards them by trying them all



They felt so excited when they saw the corners and got the chance to giving them all a try, so they gradually decided which profession they liked the most

